



**200W**




Smart LED Lighting

**LED Retrofit Kits**

**Suitable for Outdoor Pole/Arm-Mounted Area and Roadway Luminaires.**

**Features & Benefits:**

- Built-in Surge Suppressors & Transient Protection
- High Power Factor UL Listed LED Driver
- 5-Years / 50,000 Hours (\*) Warranty
- Bright • High CRI
- Low THD



Model	Product	Size	Power	Flux	Equivalent
LRK-200W-57KC	200W 5,700K LED Retrofit Kit	LED Engine (L) 10 <sup>3</sup> / <sub>8</sub> " (W) 6 <sup>1</sup> / <sub>4</sub> " (D) 2 <sup>3</sup> / <sub>8</sub> "	200W	21,130 Lumen	600W/1000W MH or HPS

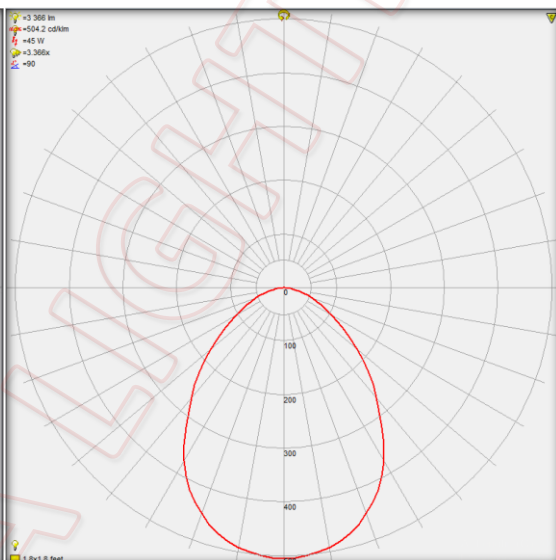
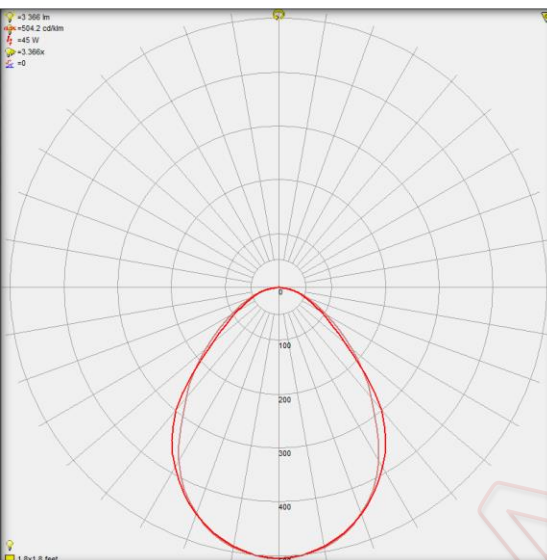
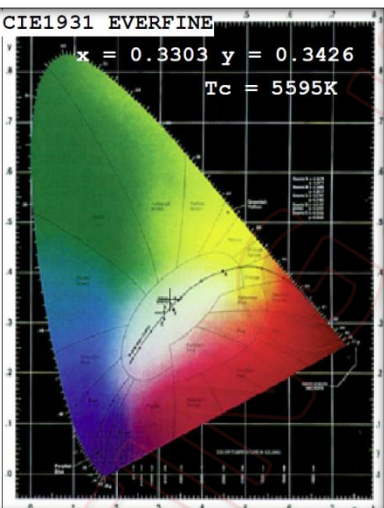
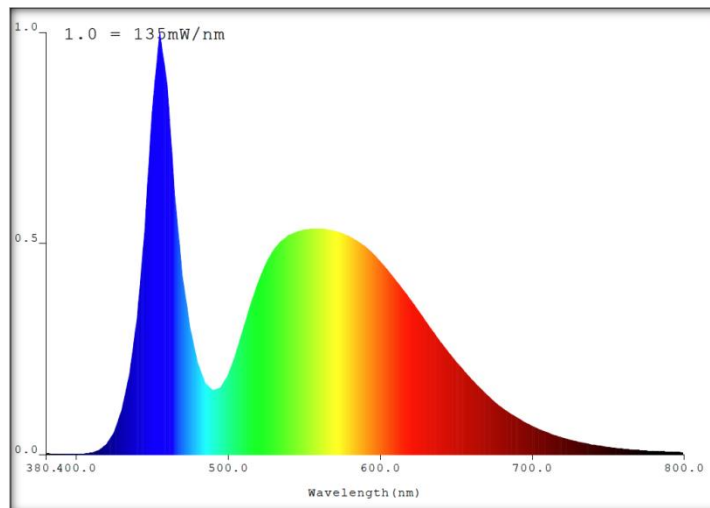
• Rated Voltage: 120-277Vac ~50/60Hz • P.F. > 0.9 • >100lm/W • CRI ≈ 70 •  
 • (\*) Rated Life 50,000 Hrs. (L<sub>70</sub> B<sub>50</sub>) at T<sub>[A]</sub> 25°C Max. • Beam Angle 90° • Pigtail Wire/Cable LED Driver to Mains •



# 200W

Smart LED Lighting

## LED Retrofit Kits



**Light & Bright**

**Size / Dimensions  
LED Engine**  
(L) 10<sup>3</sup>/<sub>8</sub>" x (W) 6<sup>1</sup>/<sub>4</sub>"  
(D) 2<sup>3</sup>/<sub>8</sub>"

Model	Product	Power	Equivalent
LRK-200W-57KC	200W 5,700K LED Retrofit Kit	200W	600W/1000W MH &/or HPS Lamp
Input Voltage	Power/Power Factor	Efficacy	Flux
120-277Vac ~50/60Hz	205W Max. P.F. > 0.9	>100 lm/W	21,130 Lumen
Color Rendering	Color Temperature	Beam Angle	Life
CRI ≈ 70	5,700K CCT ±10%	90°	50,000 Hours (L <sub>70</sub> B <sub>50</sub> ) T <sub>[A]</sub> 25°C Max.