



100W Post Top LED Area Luminaire


Outdoor Pole/Arm-Mounted Area and Roadway Luminaire



Features & Benefits:

- Great Energy Savings !
- Directive 90° Beam Angle
- 5-Years | 50,000 Hours Warranty (*)
- High Power Factor – UL Listed Driver
- Bright – High CRI – High Lumen Output
- Built-in Surge Suppressors & Protection
- CCT 5,000K ideal for MH Lamps Replacement

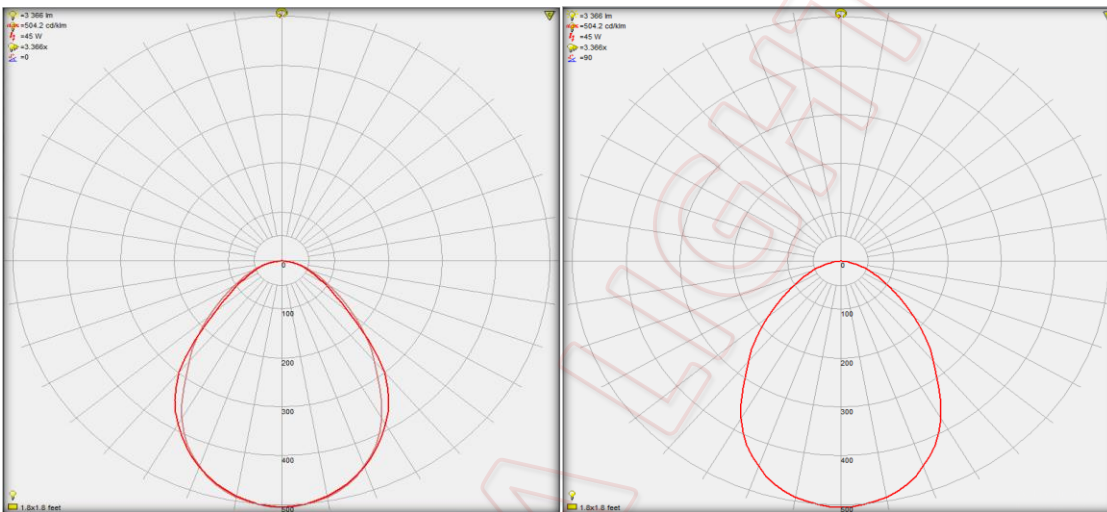
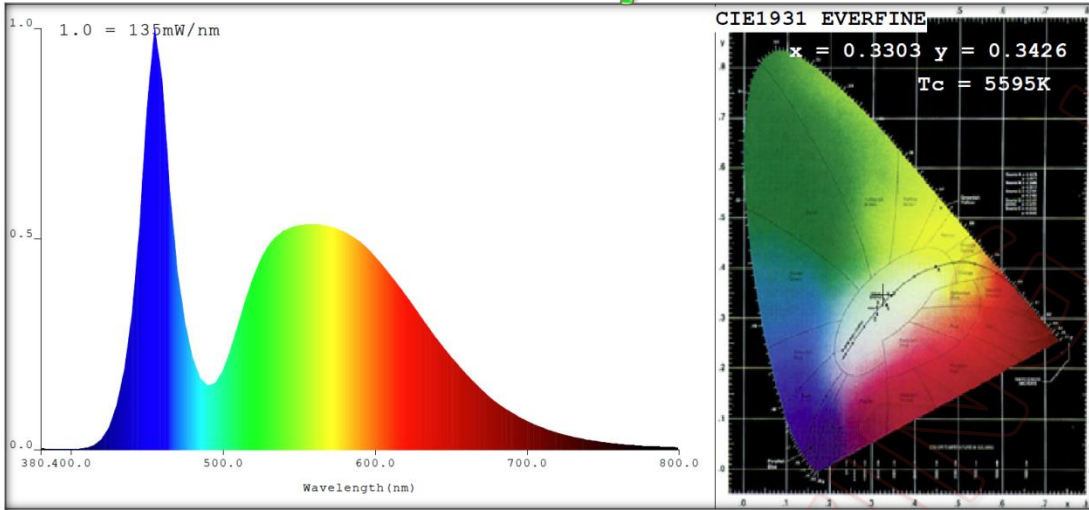


Model	Product	Size	Power	Flux	Equivalent
ALF-100W-50K-277V 	Post Top LED Area Light 100W 5000K 277V	(L) 25 ³ / ₄ " (Ø) 17 ³ / ₄ "	100W	12,300 lm	400W MH
ALF-100W-50K-480V	Post Top LED Area Light 100W 5000K 480V	(L) 25 ³ / ₄ " (Ø) 17 ³ / ₄ "	100W	12,300 lm	400W MH

- "277V" 120-277Vac || "480V" 208-480Vac ~50/60Hz • P.F. > 0.9 • THD < 20% • Terminal Block •
- Color Temp. (CCT) 5000K ±10% • 123 Lumen per Watt • CRI ≈ 70 •
- Post Top Mount: O.D. 2³/₈" (Standard) or O.D. 3" (Optional) •
- (*) Rated Life 50,000 Hrs. (L₇₀ B₅₀) at T_[A] 25°C Max. •



100W Post Top LED Area Luminaire



Model	Product	Power	Equivalent
ALF-100W-50K-277V ALF-100W-50K-480V	Post Top LED Area Light 100W 5000K	100W	400W MH
Input Voltage	Power Factor	Efficacy	Flux
"277V": 120-277Vac "480V": 208-480Vac	P.F. ≈ 0.9 ~50/60Hz	123 lm/W	12,300 Lumen
Color Rendering	Color Temperature	Beam Angle	Life
CRI ÷ 70	CCT 5000K ±10%	90°	5-Years / 50,000 Hrs (L ₇₀ B ₅₀) T _[A] 25°C.



100W Post Top LED Area Luminaire

Assembly Drawings

