



480Vac Metal Halide & HPS 120W LED Replacement Lamp

- Built-in Surge Suppressors & Protection •
- Bright • High CRI • High Lumen Output •
- Suitable for Open & Enclosed Fixtures •
- High Power Factor • Self Ballasted •
- Rated Life 50,000 Hours (*) •



208V – 277V – 347V – 480V

Available in:

CCT 5,500K ±10% (CW) for MH Replacement

CCT 3,000K ±10% (WW) for HPS Replacement

- Simple Installation • High Lumen per Watt • Rugged Design •

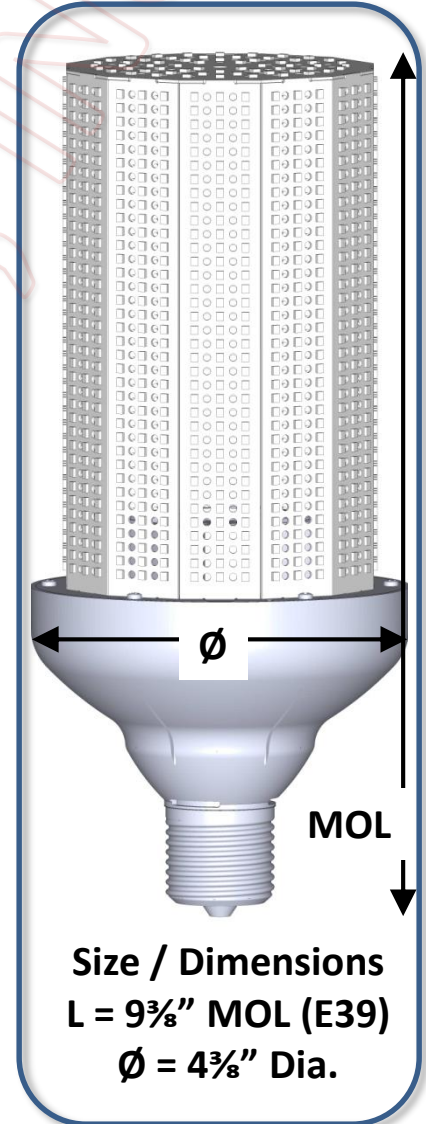
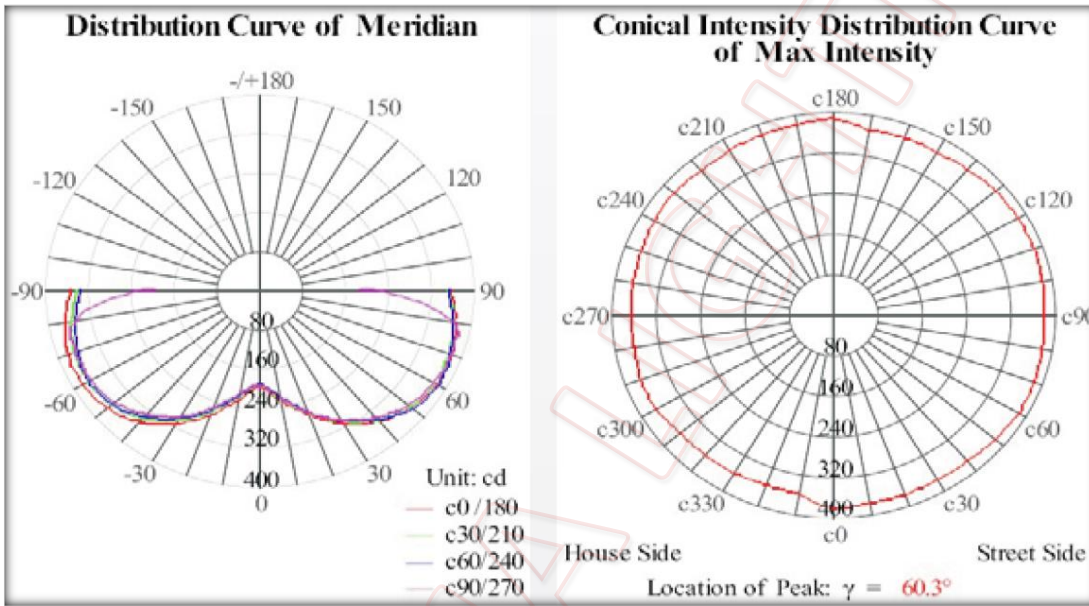
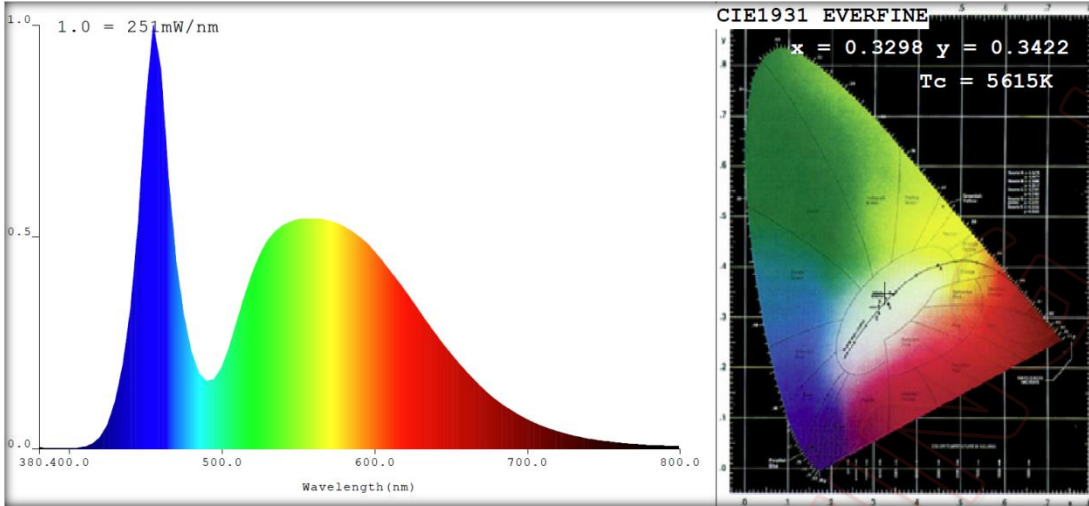


Model	Product	Size	Power	Flux	Equivalent
CL-120W11H-55K-E39	LED Lamp 120W 360° 55K MH Replacement	Ø4 ³ / ₈ x 9 ³ / ₈ "	120W Max.	19,800 Lumen	500W MH
CL-120W11H-30K-E39	LED Lamp 120W 360° 30K HPS Replacement	Ø4 ³ / ₈ x 9 ³ / ₈ "	120W Max.	18,800 Lumen	500W HPS

- 208-480Vac ~50/60Hz • PF > 0.9 • Med. (E26) or Mogul (E39) Lamp Base • ~165 lm/W • CRI >75 •
- (*) Rated Life 50,000 Hrs. (L₇₀ B₅₀) at T_[A] 25°C Max. • CCT 5500K (55K) or 3000K (30K) ±10% •



120W Cluster LED Lamp



Model	Product	Power	Equivalent
CL-120W11H-xxK-E39	Cluster LED Bulb	120W	500W MH/HPS
Input Voltage	Power/Power Factor	Efficacy	Flux
208-480Vac ~50/60Hz	120W Max. P.F. ≈ 0.97	~165 lm/W	19,800Lumen (CW) 18,800 Lumen (WW)
Color Rendering	Color Temperature	Beam Angle	Life
CRI ÷ 75~80	30K ÷ CCT 3,000K ±10% 55K ÷ CCT 5,500K ±10%	360°	5-Years / 50,000 Hours (L ₇₀ B ₅₀) T _[A] 25°C Max.