



Metal Halide & High Pressure Sodium 200W LED Replacement Lamp

- High Power Factor • Self Ballasted •
- Suitable for Open & Enclosed Fixtures •
- Bright • High CRI • High Lumen Output •
- Built-in Surge Suppressors & Protection •
- 5-Years / 50,000 Hours Warranty (*) •



Available in:

CCT 5,500K ±10% (CW) for MH Replacement

CCT 3,000K ±10% (WW) for HPS Replacement

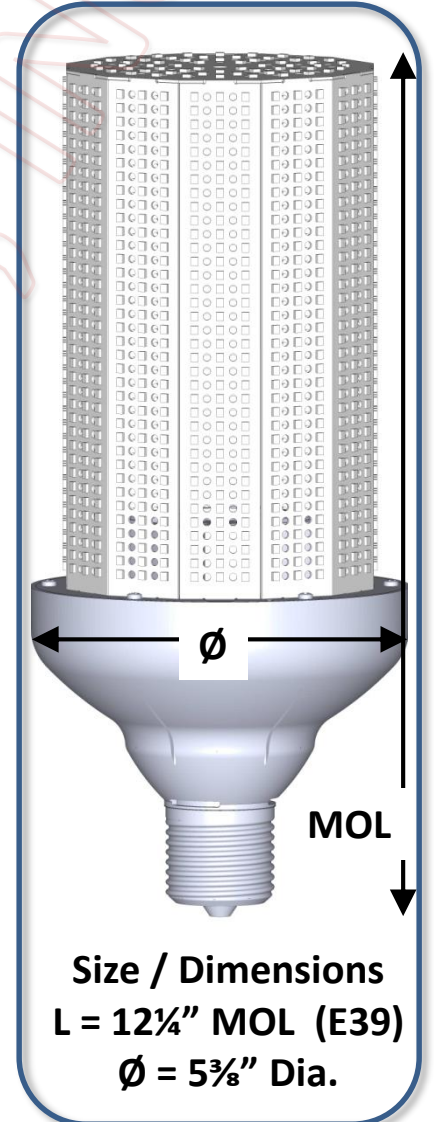
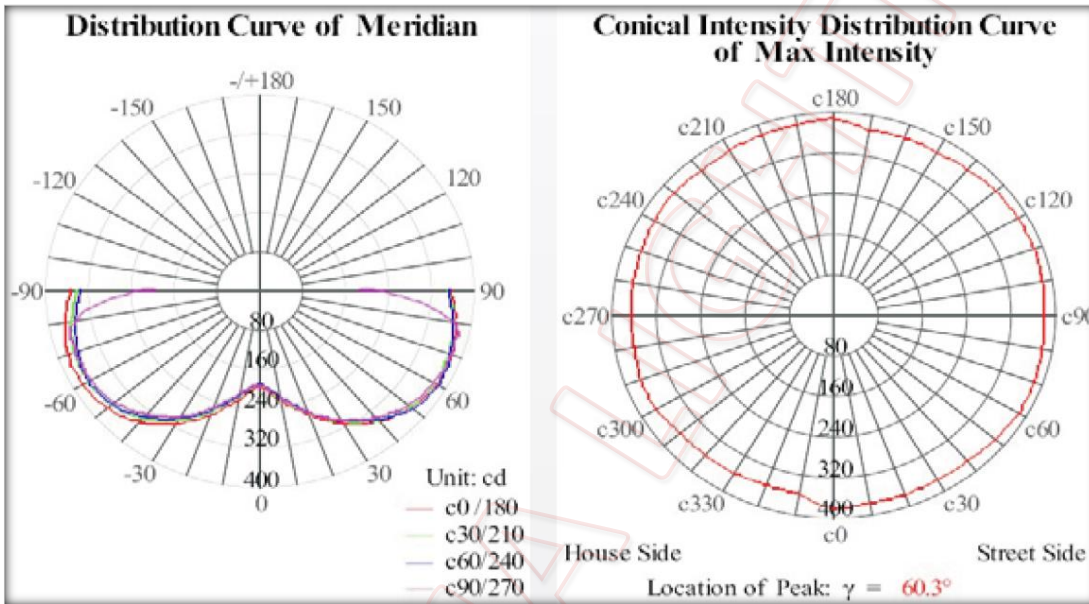
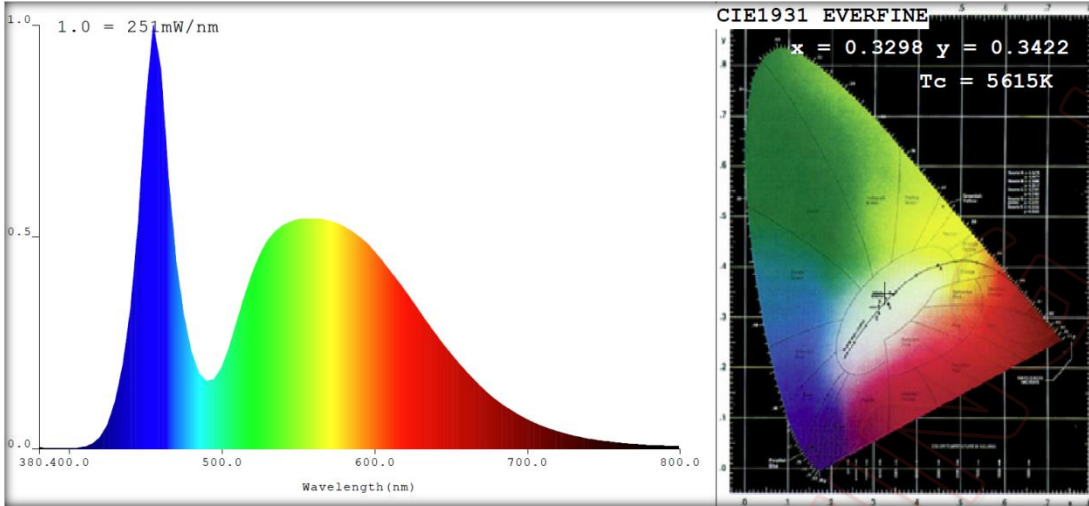
- Simple Installation • High Lumen per Watt • Rugged Design •

| Model | Product | Size | Power | Flux | Equivalent |
|-------------------|---|---|--------------|-----------------|-------------------|
| CL-200W12-55K-E39 | LED Lamp 200W 360° 55K MH Replacement | Ø5 ³ / ₈ x 12 ¹ / ₄ " | 200W Max. | 33,000 Lumen | 800W MH Lamps |
| CL-200W12-30K-E39 | LED Lamp 200W 360° 30K HPS Replacement | Ø5 ³ / ₈ x 12 ¹ / ₄ " | 200W Max. | 31,400 Lumen | 800W HPS Lamps |
| | | | | | |
| | | | | | |

- 120-277Vac ~50/60Hz • PF > 0.9 • Med. (E26) or Mogul (E39) Lamp Base • ~165 lm/W • CRI >75 •
- (*) Rated Life 50,000 Hrs. (L₇₀ B₅₀) at T_[A] 25°C Max. • CCT 5500K (55K) or 3000K (30K) ±10% •



200W Cluster LED Lamp



| Model | Product | Power | Equivalent |
|------------------------|--|------------|---|
| CL-200W12-xxK-E39 | Cluster LED Bulb | 200W | 800W MH/HPS |
| Input Voltage | Power/Power Factor | Efficacy | Flux |
| 120-277Vac ~50/60Hz | 200W Max. P.F. ≈ 0.97 | ~165 lm/W | 33,000 Lumen (CW) 31,400 Lumen (WW) |
| Color Rendering | Color Temperature | Beam Angle | Life |
| CRI ÷ 75~80 | 30K ÷ CCT 3,000K ±10% 55K ÷ CCT 5,500K ±10% | 360° | 5-Years / 50,000 Hours (L ₇₀ B ₅₀) T _[A] 25°C Max. |