



480V Metal Halide & High Pressure Sodium 40W LED Replacement Lamp

ETL Certified for Compliance to UL1598C and UL1993



- High Power Factor • Self Ballasted •
- Suitable for Open & Enclosed Fixtures •
- Bright • High CRI • High Lumen Output •
- Built-in Surge Suppressors & Protection •
- 5-Years / 50,000 Hours Warranty (*) •

208V – 277V – 347V – 480V



US Patent D762,884S
D782.081S, D782082S



LM79
LM80
TESTED

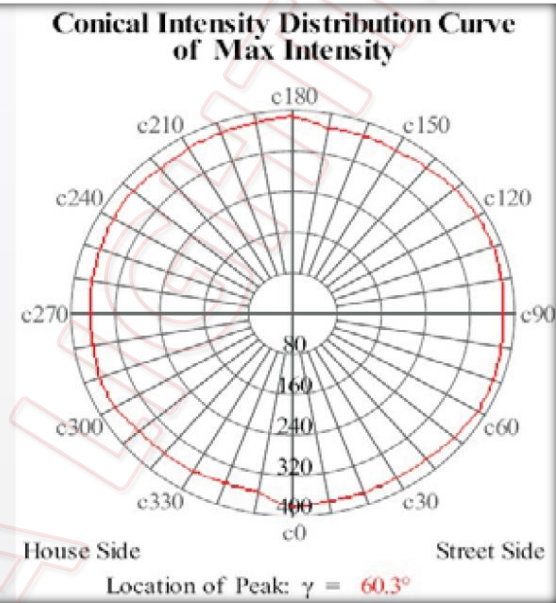
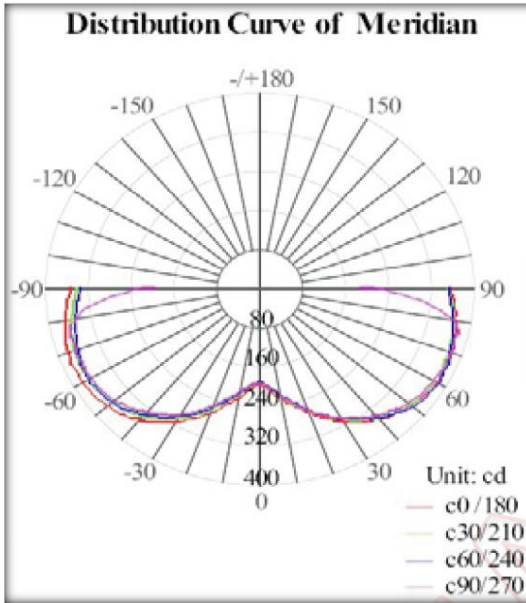
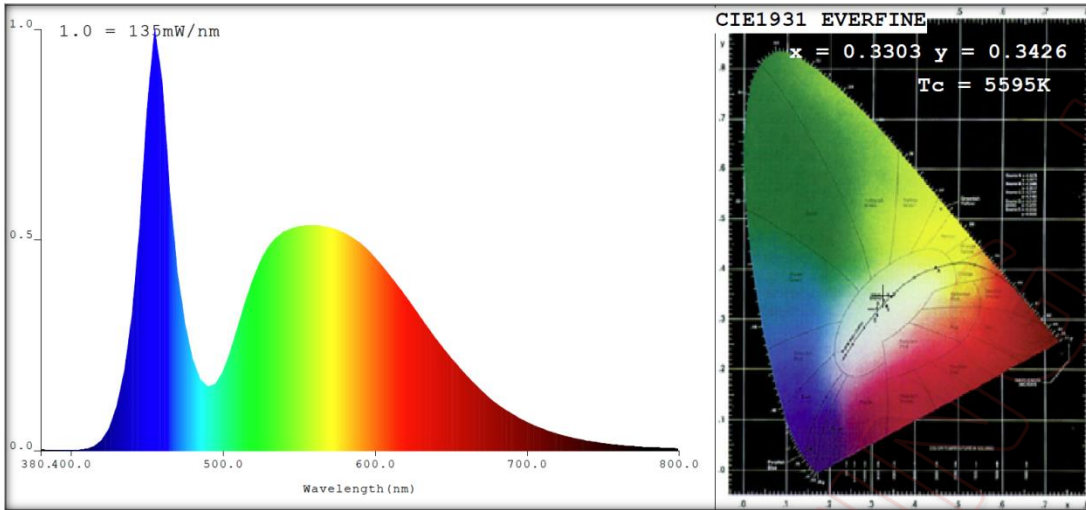


Model	Product	Size	Power	Flux	Equivalent
CL-40W8H-55K-E26	LED Lamp 40W 360° 55K MH Replacement	Ø3½ x 6⅝"	41W Max.	6,800 Lumen	175W HPS/MH
CL-40W8H-30K-E26	LED Lamp 40W 360° 30K HPS Replacement	Ø3½ x 6⅝"	41W Max.	6,400 Lumen	175W HPS/MH
CL-40W8H-55K-E39	LED Lamp 40W 360° 55K MH Replacement	Ø3½ x 6⅝"	41W Max.	6,800 Lumen	175W HPS/MH
CL-40W8H-30K-E39	LED Lamp 40W 360° 30K HPS Replacement	Ø3½ x 6⅝"	41W Max.	6,400 Lumen	175W HPS/MH

- 208-480Vac ~50/60Hz • PF > 0.9 • Med. (E26) or Mogul (E39) Lamp Base • ~165 lm/W • CRI >75 •
- (*) Rated Life 50,000 Hrs. (L₇₀ B₅₀) at T_[A] 25°C • CCT 3000K (30K), 4000K (40K), 5500K (55K) ±10% •



480V 40W Cluster LED Lamp



COMPACT SIZE

3.54

4.69

6.25

20W / 30W / 40W

Size / Dimensions
L = 6¹/₈" MOL (E26)
L = 6¹/₂" MOL (E39)
Ø = 3¹/₂" Dia.

Model	Product	Power	Equivalent
CL-40W8H-xxK-Enn	Cluster LED Bulb	41W	175W MH/HPS
Input Voltage	Power/Power Factor	Efficacy	Flux
208-480Vac ~50/60Hz	41W Max. P.F. ≈ 0.97	~165 lm/W	6,400 ~ 6,800 Lumen
Color Rendering	Color Temperature	Beam Angle	Life
CRI ÷ 75~80	CCT 5500K, 4000K, 3000K ±10%	360°	5-Years / 50,000 Hours (L ₇₀ B ₅₀) T _[A] 25°C Max.