



Metal Halide & High Pressure Sodium 65W LED Replacement Lamp

**ETL Certified for Compliance
to UL1598C and UL1993**

- High Power Factor • Self Ballasted •
- Suitable for Open & Enclosed Fixtures •
- Bright • High CRI • High Lumen Output •
- Built-in Surge Suppressors & Protection •
- 5-Years / 50,000 Hours Warranty (*) •



Available in:

CCT 5,500K ±10% (CW) for MH Replacement
CCT 3,000K ±10% (WW) for HPS Replacement

- Simple Installation • High Lumen per Watt • Rugged Design •

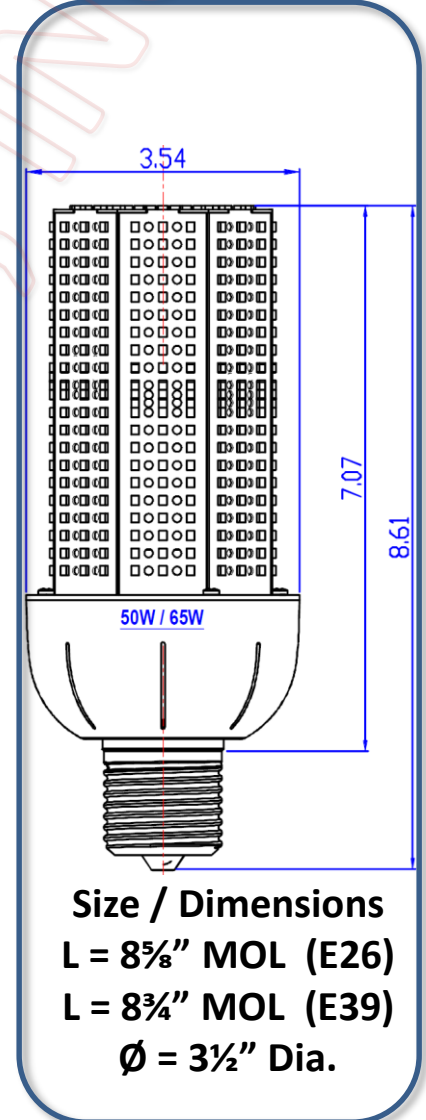
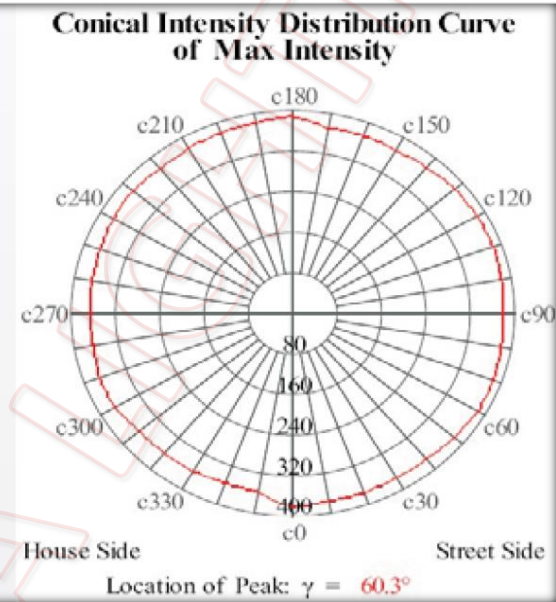
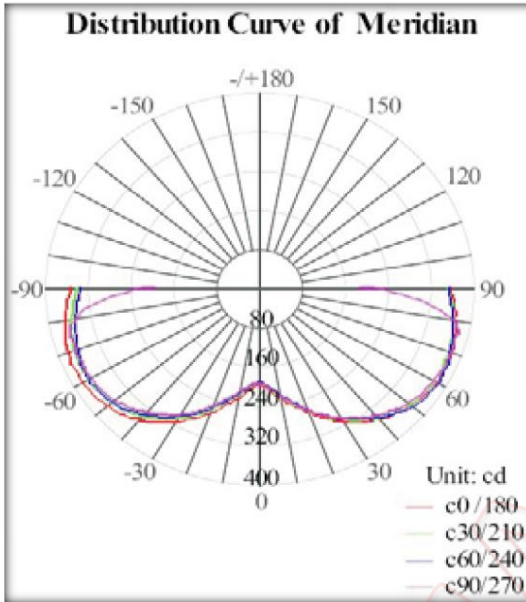
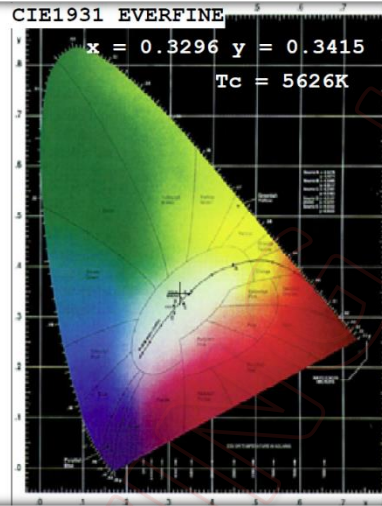
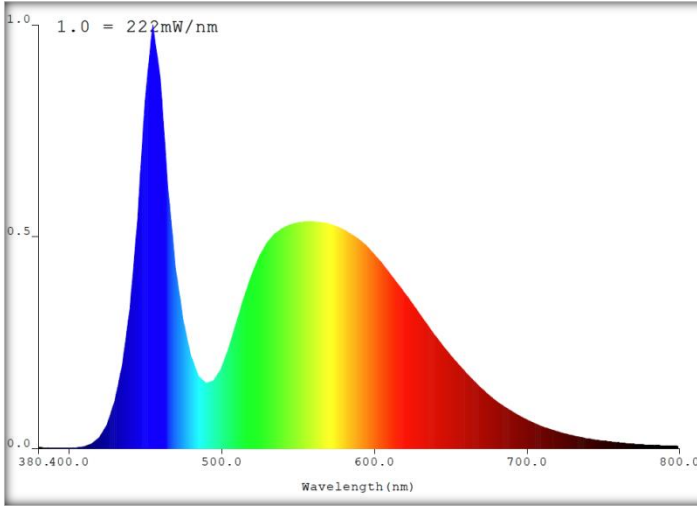
US Patent D762,884S
D782.081S, D782082S

Model	Product	Size	Power	Flux	Equivalent
CL-65W8-55K-E39	LED Lamp 65W 360° 55K MH Replacement	Ø3½ x 8¾"	73W Max.	12,000 Lumen	250W MH
CL-65W8-30K-E39	LED Lamp 65W 360° 30K HPS Replacement	Ø3½ x 8¾"	73W Max.	11,400 Lumen	250W HPS

- 120-277Vac ~50/60Hz • PF > 0.9 • Med. (E26) or Mogul (E39) Lamp Base • ~165 lm/W • CRI >75 •
- (*) Rated Life 50,000 Hrs. (L₇₀ B₅₀) at T_[A] 25°C Max. • CCT 5500K (55K) or 3000K (30K) ±10% •



65W Cluster LED Lamp



Size / Dimensions
L = 8⁵/₈" MOL (E26)
L = 8³/₄" MOL (E39)
Ø = 3¹/₂" Dia.

Model	Product	Power	Equivalent
CL-65W8-xxK-E39	Cluster LED Bulb	73W	250W MH/HPS
Input Voltage	Power/Power Factor	Efficacy	Flux
120-277Vac ~50/60Hz	73W Max. P.F. ≈ 0.97	~165 lm/W	12,000 Lumen (CW) 11,400 Lumen (WW)
Color Rendering	Color Temperature	Beam Angle	Life
CRI ÷ 75~80	30K ÷ CCT 3,000K ±10% 55K ÷ CCT 5,500K ±10%	360°	5-Years / 50,000 Hours (L ₇₀ B ₅₀) T _[A] 25°C Max.