



# 150W Slim Hi-Bay LED Lamp

## Features & Benefits:

- Great Energy Savings !
- Directive 60°/90° Beam Angle
- 5-Years | 50,000 Hours Warranty (\*)
- High Power Factor – UL Listed Driver
- Bright – High CRI – High Lumen Output
- Built-in Surge Suppressors & Protection
- CCT 5,500K ideal for MH Lamps Replacement

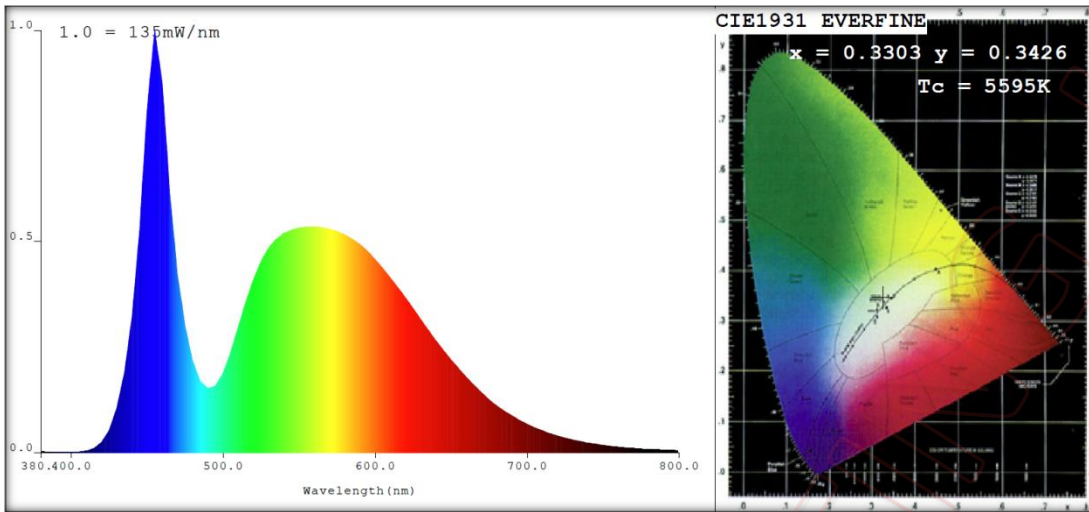


Model	Product	Size	Power	Flux	Equivalent
HBL-150W-55K-E39-60d	Slim High-Bay LED Lamp 150W 55K E39 277V 60°	(Ø 11" (dia.) L 7½" (MOL)	150W Max	24,750 Lumen	400W MH Lamp
HBL-150WH-55K-E39-60d	Slim High-Bay LED Lamp 150W 55K E39 480V 60°	(Ø 11" (dia.) L 7½" (MOL)	150W Max	25,750 Lumen	400W MH Lamp


- 120-277Vac / 208-480Vac ~50/60Hz • PF > 0.9 • THD < 20% • Mogul (E39/E40) Lamp Base •
- 165 lm/W • CRI 75 • CCT 3,000K or 5,500K ±10% • (\*) Rated Life 50,000 Hrs. (L<sub>70</sub> B<sub>50</sub>) at T<sub>A</sub> 25°C Max. •



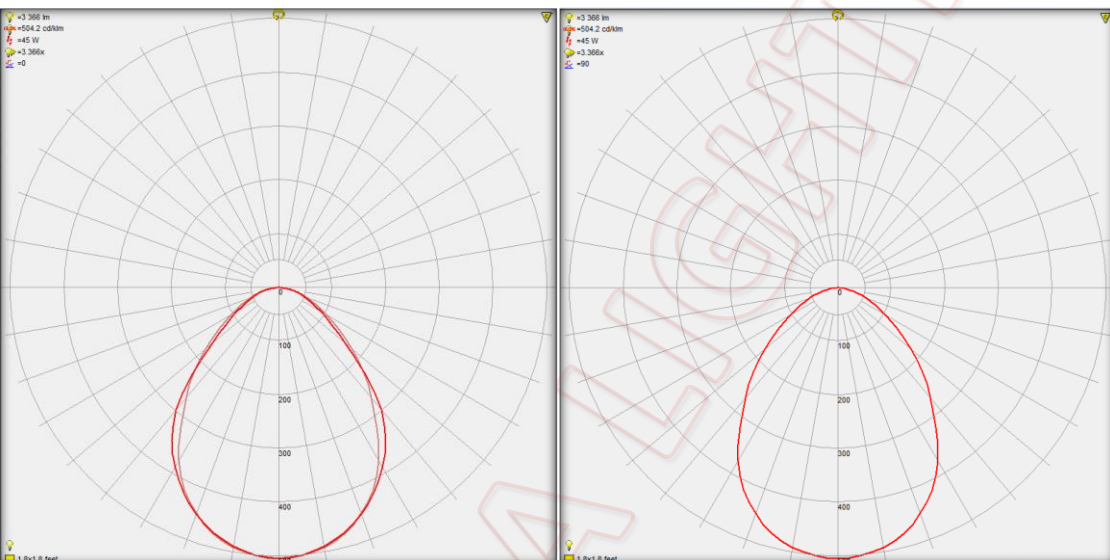
# 150W High-Bay LED Lamp



Light & Bright



Size / Dimensions  
 Ø 9½" (dia.)  
 L 7¼" (MOL)



Model	Product	Power	Equivalent
HBL-150W-zzK-E39-60d	High-Bay LED Lamp 150W 60°	150W	400W MH &/or HPS Lamp
Input Voltage	Power/Power Factor	Efficacy	Flux
120-277Vac ~50/60Hz	150W Max. P.F. ≈ 0.97	~165 lm/W	24,750 Lumen
Color Rendering	Color Temperature	Beam Angle	Life
CRI ÷ 75~80	3000K, 4000K, 5500K CCT ±10%	60°-90° Option	5-Years / 50,000 Hours (L <sub>70</sub> B <sub>50</sub> ) T <sub>[A]</sub> 25°C Max.