



**150W**




# LED Retrofit Kits

**Suitable for Outdoor Pole/Arm-Mounted Area and Roadway Luminaires.**

**Features & Benefits:**

- Built-in Surge Suppressors & Transient Protection
- High Power Factor UL Listed LED Driver
- 5-Years / 50,000 Hours (\*) Warranty
- Bright • High CRI
- Low THD

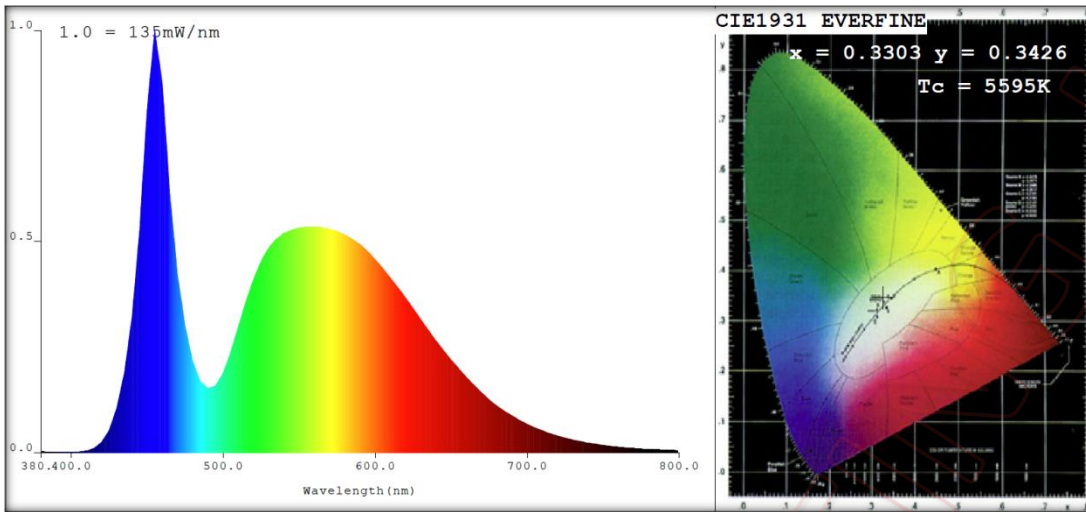


Model	Product	Size	Power	Flux	Equivalent
LRK-150W-57KC	150W 5,700K LED Retrofit Kit	<u>LED Engine</u> (L) 10 <sup>3</sup> / <sub>8</sub> " (W) 6 <sup>1</sup> / <sub>4</sub> " (D) 2 <sup>3</sup> / <sub>8</sub> "	150W	18,000 Lumen	600W MH or HPS
LRK-150W-57KC-HV	150W 5,700K LED Retrofit Kit 480V	<u>LED Engine</u> (L) 10 <sup>3</sup> / <sub>8</sub> " (W) 6 <sup>1</sup> / <sub>4</sub> " (D) 2 <sup>3</sup> / <sub>8</sub> "	150W	18,000 Lumen	600W MH or HPS

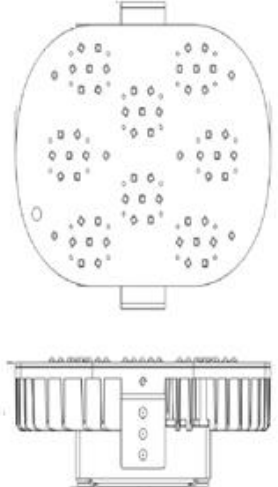
• Rated Voltage: 120-277Vac ~50/60Hz • P.F. > 0.9 • >130lm/W • CRI ≈ 70 •  
 •(\*) Rated Life 50,000 Hrs. (L<sub>70</sub> B<sub>50</sub>) at T<sub>[A]</sub> 25°C Max. • Beam Angle 90° • Pigtail Wire/Cable LED Driver to Mains •



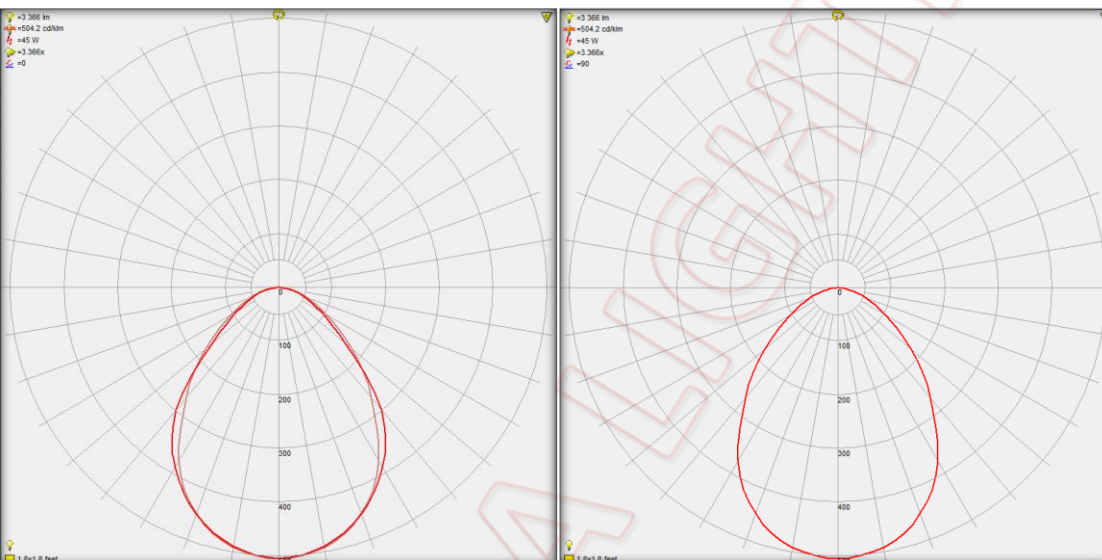
# 150W LED Retrofit Kits



**Light & Bright**



**Size / Dimensions  
LED Engine**  
(L) 10<sup>3</sup>/<sub>8</sub>" x (W) 6<sup>1</sup>/<sub>4</sub>"  
(D) 2<sup>3</sup>/<sub>8</sub>"



Model	Product	Power	Equivalent
LRK-150W-57KC	150W 5,700K LED Retrofit Kit	150W	600W MH &/or HPS Lamp
<b>Input Voltage</b>	<b>Power/Power Factor</b>	<b>Efficacy</b>	<b>Flux</b>
120-277Vac ~50/60Hz	155W Max. P.F. > 0.9	>130 lm/W	18,000 Lumen
<b>Color Rendering</b>	<b>Color Temperature</b>	<b>Beam Angle</b>	<b>Life</b>
CRI ≈ 70	5,700K CCT ±10%	90°	50,000 Hours (L <sub>70</sub> B <sub>50</sub> ) T <sub>[A]</sub> 25°C Max.