



# 35W



## LED Retrofit Kits

**Suitable for Outdoor Pole/Arm-Mounted Area  
and Roadway Luminaires.**

### Features & Benefits:

- Built-in Surge Suppressors & Transient Protection
- High Power Factor UL Listed LED Driver
- 5-Years / 50,000 Hours (\*) Warranty
- Bright • High CRI
- Low THD



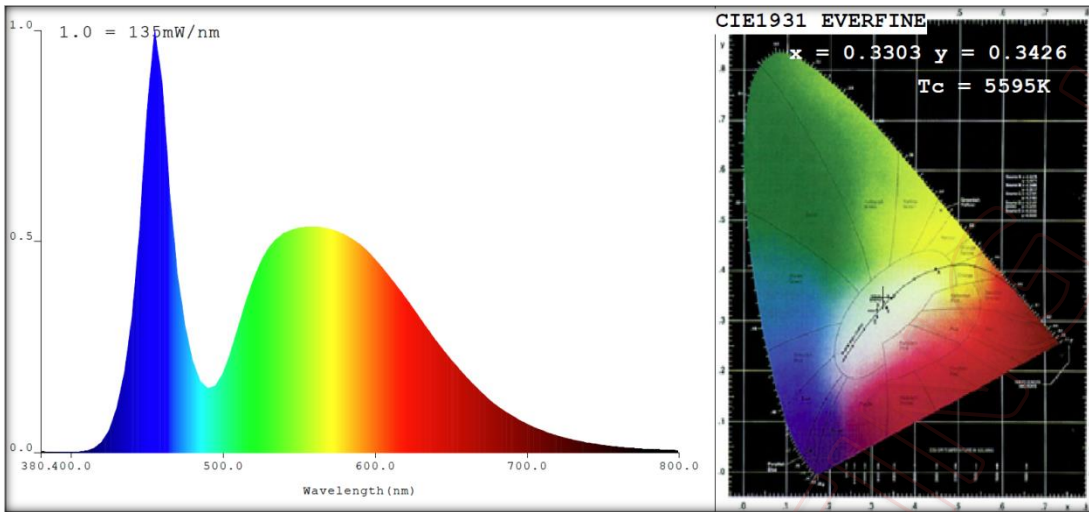
Model	Product	Size	Power	Flux	Equivalent
LRK-35W-57KC	35W 5,700K LED Retrofit Kit	<u>LED Engine</u> (L) 4¾" (W) 4¾" (D) 1¾"	35.6W	4,555 Lumen	100/150W MH or HPS

• Rated Voltage: 120-277Vac ~50/60Hz • P.F. > 0.9 • >130lm/W • CRI ≈ 70 •

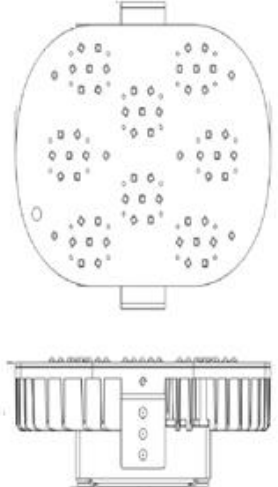
•(\*) Rated Life 50,000 Hrs. (L<sub>70</sub> B<sub>50</sub>) at T<sub>[A]</sub> 25°C Max. • Beam Angle 90° • Pigtail Wire/Cable LED Driver to Mains •



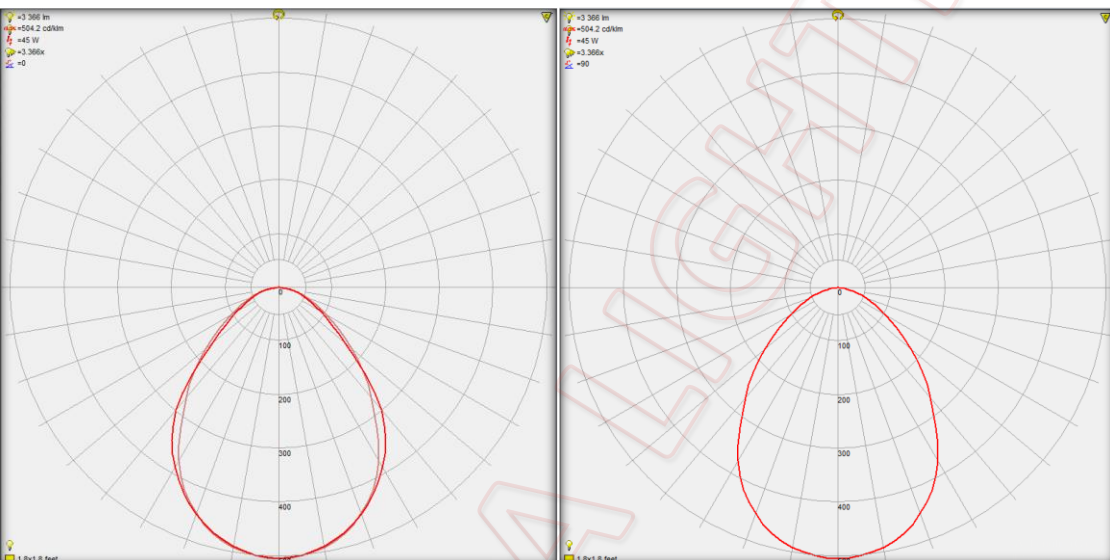
# 35W LED Retrofit Kits



**Light & Bright**



**Size / Dimensions  
LED Engine**  
(L) 4¾" (W) 4¾"  
(D) 1¾"



Model	Product	Power	Equivalent
LRK-35W-57KC	35W 5,700K LED Retrofit Kit	35.6W	100W/150W MH &/or HPS Lamp
Input Voltage	Power/Power Factor	Efficacy	Flux
120-277Vac ~50/60Hz	35.6W Max. P.F. > 0.9	>130 lm/W	4,555 Lumen
Color Rendering	Color Temperature	Beam Angle	Life
CRI ≈ 70	5,700K CCT ±10%	90°	50,000 Hours (L <sub>70</sub> B <sub>50</sub> ) T <sub>[A]</sub> 25°C Max.