



# 400W




## LED Retrofit Kits

**Suitable for Outdoor Pole/Arm-Mounted Area  
and Roadway Luminaires.**

### Features & Benefits:

- Built-in Surge Suppressors & Transient Protection
- High Power Factor UL Listed LED Driver
- 5-Years / 50,000 Hours (\*) Warranty
- Bright • High CRI
- Low THD



Model	Product	Size	Power	Flux	Equivalent
LRK-400W-57KC	400W 5,700K LED Retrofit Kit	<u>LED Engine</u> (L) 12 <sup>5</sup> / <sub>8</sub> " (W) 9 <sup>1</sup> / <sub>4</sub> " (D) 3"	400W	52,000 Lumen	1,500W MH or HPS
LRK-400W-57KC-HV	400W 5,700K LED Retrofit Kit 480V	<u>LED Engine</u> (L) 12 <sup>5</sup> / <sub>8</sub> " (W) 9 <sup>1</sup> / <sub>4</sub> " (D) 3"	400W	52,000 Lumen	1,500W MH or HPS

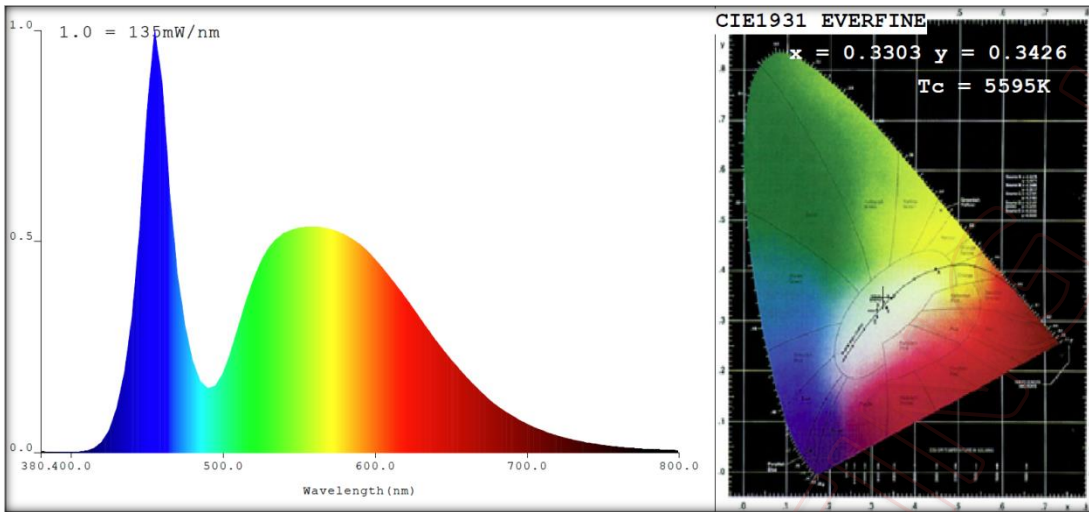
• Rated Voltage: 120-277Vac ~50/60Hz • P.F. > 0.9 • >130lm/W • CRI ≈ 70 •

•(\*) Rated Life 50,000 Hrs. (L<sub>70</sub> B<sub>50</sub>) at T<sub>A</sub> 25°C Max. • Beam Angle 90° • Pigtail Wire/Cable LED Driver to Mains •

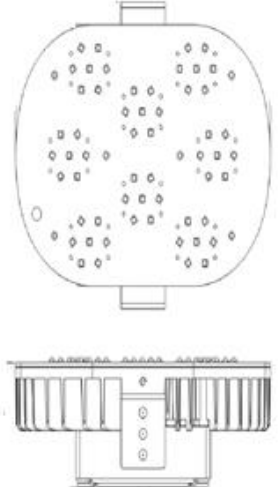


# 400W

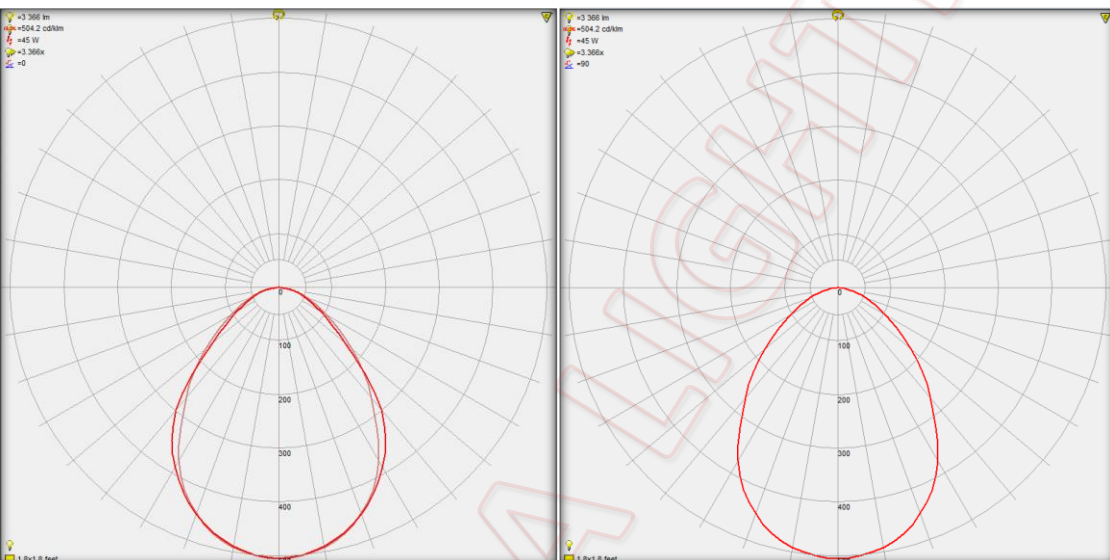
## LED Retrofit Kits



**Light & Bright**



**Size / Dimensions  
LED Engine  
(L) 12<sup>5</sup>/<sub>8</sub>" x (W) 9<sup>1</sup>/<sub>4</sub>"  
(D) 3"**



Model	Product	Power	Equivalent
LRK-400W-57KC	400W 5,700K LED Retrofit Kit	400W	1500W MH &/or HPS Lamp
Input Voltage	Power/Power Factor	Efficacy	Flux
120-277Vac ~50/60Hz	405W Max. P.F. > 0.9	>130 lm/W	52,000 Lumen
Color Rendering	Color Temperature	Beam Angle	Life
CRI ≈ 70	5,700K CCT ±10%	90°	50,000 Hours (L <sub>70</sub> B <sub>50</sub> ) T <sub>[A]</sub> 25°C Max.