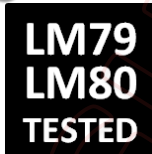


Stadium / Sport Lighter LED Flood Light

Features & Benefits:

Powered by
**PHILIPS
LUMILEDS**

- Great Energy Savings !
- Directive 15° ~ 45° Beam Angle
- 5-Years / 50,000 Hours Warranty (*)
- Input Voltage Range 120V-277V-480V
- IP65(##) Suitable for Damp & Wet Locations
- Built-in 20KV/10KA Surge Protection (SPD)

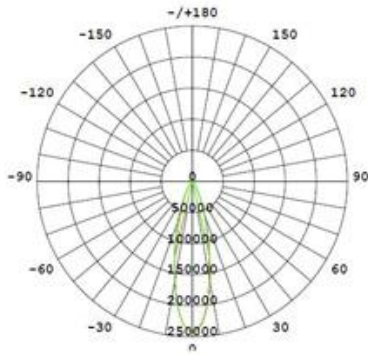


Model	Product	Size	Power	Flux	HID Equal
SFL-400W-50K-NF-277V SFL-400W-50K-NF-480V	LED Stadium Flood Light 400W 50K 40° 277V/480V	Ø 15" (H) 18"	400W	60,000 Lumens	1,000W
SFL-500W-50K-NF-277V SFL-500W-50K-NF-480V	LED Stadium Flood Light 500W 50K 40° 277V/480V	Ø 15" (H) 18"	500W	75,000 Lumens	1,500W
SFL-600W-50K-NF-277V SFL-600W-50K-NF-480V	LED Stadium Flood Light 600W 50K 40° 277V/480V	Ø 18" (H) 20"	600W	90,000 Lumens	1,500W
SFL-800W-50K-NF-277V SFL-800W-50K-NF-480V	LED Stadium Flood Light 800W 50K 40° 277V/480V	Ø 18" (H) 20"	800W	120,000 Lumens	2,000W

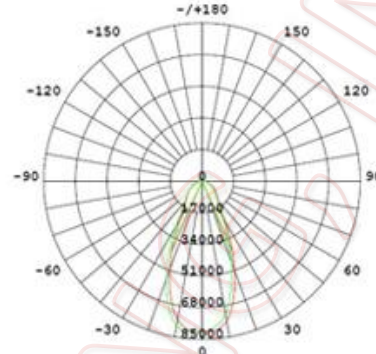
- "277V" for 120-277Vac or "480V" for 208-480Vac ~50/60Hz • P.F. > 0.95 • THD < 20% •
- Color Temp. "50K": CCT 5000K ±10% • ~150lm/W • CRI ≈ 80 • Cable & J-Box Connection •
- (*) Rated Life 50,000 Hrs. (L₇₀ B₅₀) at T_[A] 25°C Max. • (#) IP65 ≈ Equal to NEMA Enclosure Rating 4 •
- "SF" Sharp Flood 15°, "NF" Narrow Flood 40° • "Eqv." ÷ Comparable Equivalence to Metal Halide Lamps Wattage •



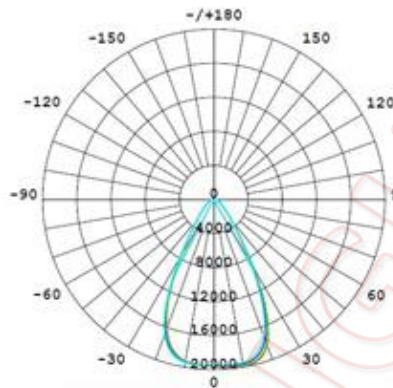
Stadium / Sport Lighter LED Flood Light



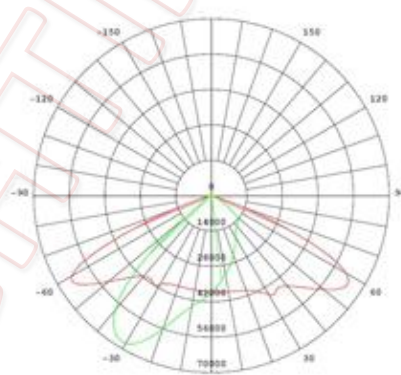
25°



40°



60°



55° x 140°

