



Smart LED Lighting



Metal Halide & High-Pressure Sodium Compact 25W LED Replacement Lamp

- Rated Life 50,000 Hours (*) •
- High Power Factor • Self Ballasted •
- Suitable for Open & Enclosed Fixtures •
- Bright • High CRI • High Lumen Output •
- Built-in Surge Suppressors & Protection •



Available in:
 CCT 5,500K ±10% (CW) for MH Replacement
 CCT 3,000K ±10% (WW) for HPS Replacement



- Simple Installation • High Lumen per Watt • Rugged Design •

Model	Product	Size	Power	Flux	Equivalent
CCL-25W12-55K-E26	Compact Cluster LED Bulb 25W 5500K E26	Ø2¾" L 7⅞"	26W Max.	4,300 Lumen	150W Incand. 100W MH
CCL-25W12-30K-E26	Compact Cluster LED Bulb 25W 3000K E26	Ø70mm L 187mm	26W Max.	4,100 Lumen	150W Incand. 100W HPS
CCL-25W12-55K-E39	Compact Cluster LED Bulb 25W 5500K E39	Ø2¾" L 7¾"	26W Max.	4,300 Lumen	150W Incand. 100W MH
CCL-25W12-30K-E39	Compact Cluster LED Bulb 25W 3000K E39	Ø70mm L 197mm	26W Max.	4,100 Lumen	150W Incand. 100W HPS

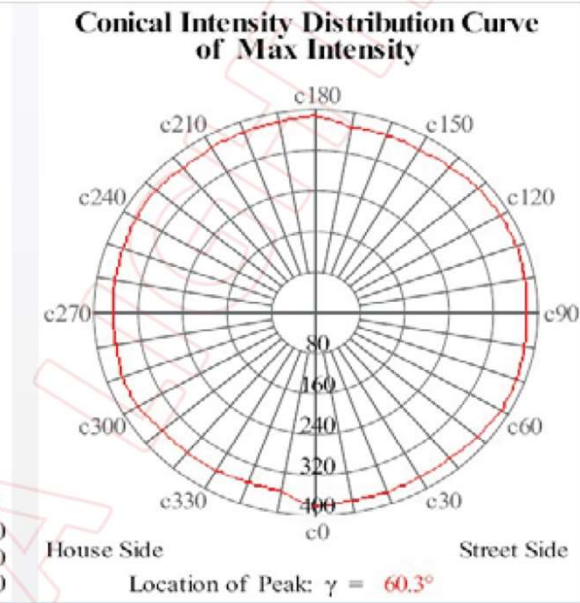
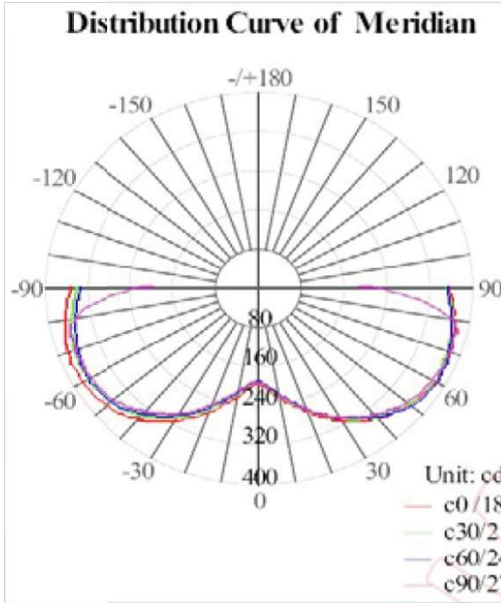
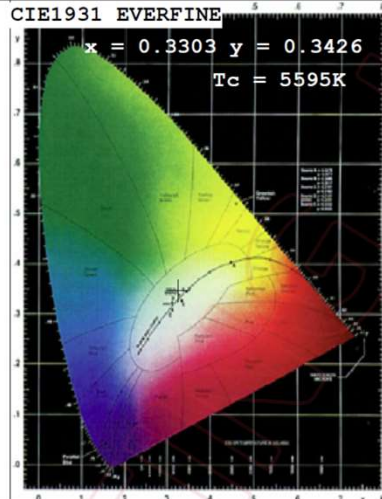
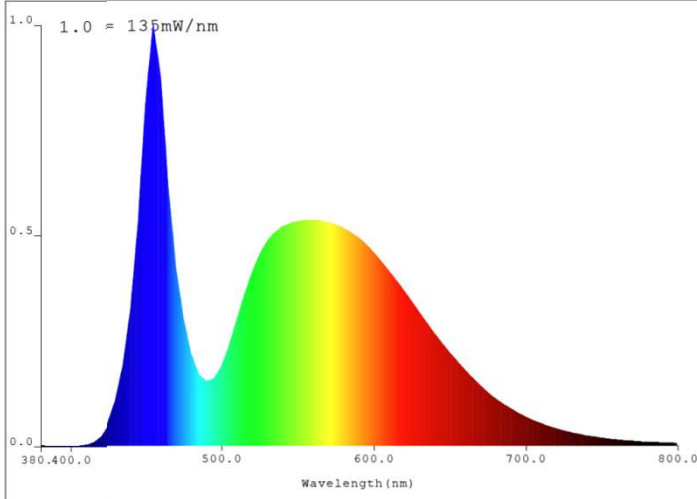
- 120-277Vac ~50/60Hz • PF > 0.9 • Med. (E26) or Mogul (E39) Lamp Base • ~165 lm/W • CRI >75 •
- (*) Rated Life 50,000 Hrs. (L₇₀ B₅₀) at T_[A] 25°C Max. • CCT 5500K (55K) or 3000K (30K) ±10% •



Smart LED Lighting



Compact 25W Cluster LED Lamp



Size / Dimensions
 L = 7³/₈" MOL (E26)
 L = 7³/₄" MOL (E39)
 Ø = 2³/₄" Dia.

Model	Product	Power	Equivalent
CCL-25W12-xxK-E26	Cluster LED Bulb	26W	100W MH/HPS
Input Voltage	Power/Power Factor	Efficacy	Flux
120-277Vac ~50/60Hz	26W Max. P.F. ≈ 0.97	~165 lm/W	4,300 Lumen (CW) 4,100 Lumen (WW)
Color Rendering	Color Temperature	Beam Angle	Life
CRI ÷ 75~80	30K ÷ CCT 3,000K ±10% 55K ÷ CCT 5,500K ±10%	360°	5-Years / 50,000 Hours (L ₇₀ B ₅₀) T _[A] 25°C Max.