



Smart LED Lighting



# Metal Halide & High-Pressure Sodium Compact 30W LED Replacement Lamp

- Rated Life 50,000 Hours (\*) •
- High Power Factor • Self Ballasted •
- Suitable for Open & Enclosed Fixtures •
- Bright • High CRI • High Lumen Output •
- Built-in Surge Suppressors & Protection •



Available in:

CCT 5,500K ±10% (CW) for MH Replacement  
CCT 3,000K ±10% (WW) for HPS Replacement



- Simple Installation • High Lumen per Watt • Rugged Design •

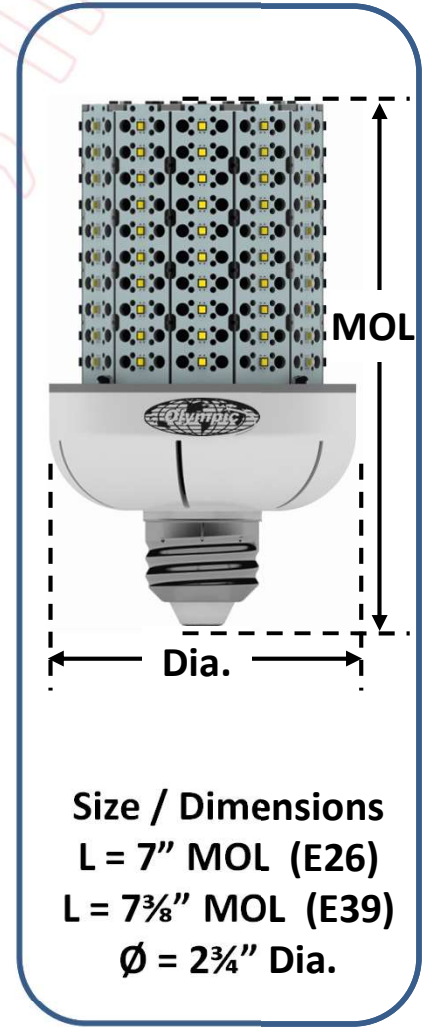
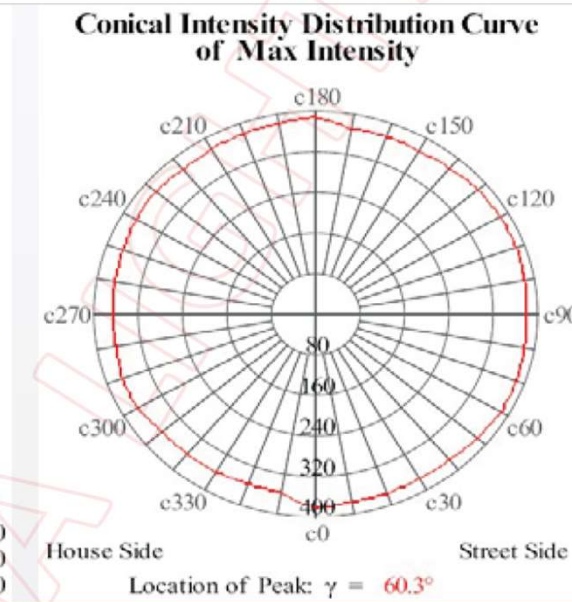
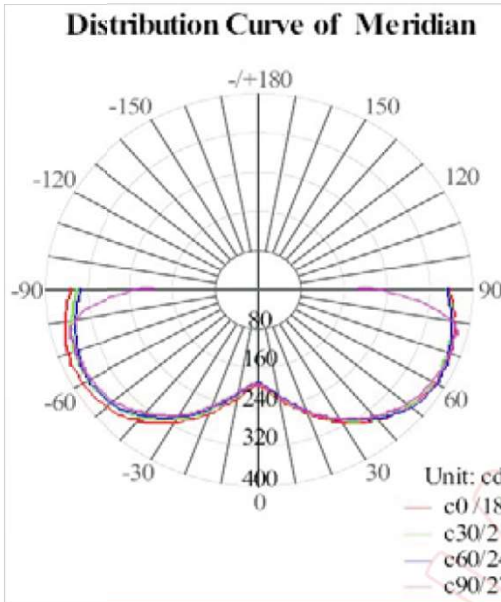
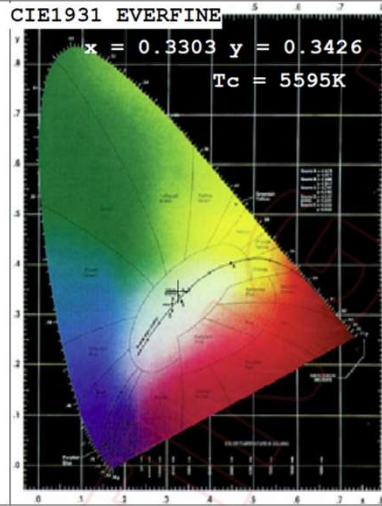
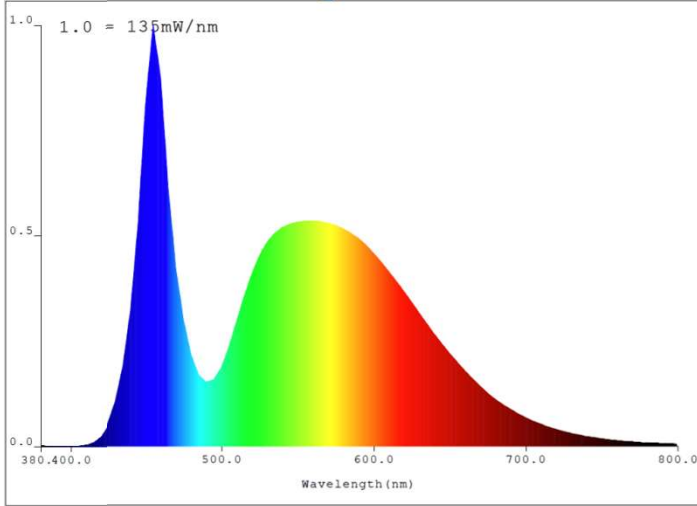
Model	Product	Size	Power	Flux	Equivalent
CCL-30W12-55K-E26	Compact Cluster LED Bulb 30W 5500K E26	Ø2¾" L 7"	30W Max.	5,000 Lumen	200W Incand. 150W MH
CCL-30W12-30K-E26	Compact Cluster LED Bulb 30W 3000K E26	Ø70mm L 178mm	30W Max.	4,700 Lumen	200W Incand. 150W HPS
CCL-30W12-55K-E39	Compact Cluster LED Bulb 30W 5500K E39	Ø2¾" L 7⅜"	30W Max.	5,000 Lumen	200W Incand. 150W MH
CCL-30W12-30K-E39	Compact Cluster LED Bulb 30W 3000K E39	Ø70mm L 187mm	30W Max.	4,700 Lumen	200W Incand. 150W HPS

- 120-277Vac ~50/60Hz • PF > 0.9 • Med. (E26) or Mogul (E39) Lamp Base • ~165 lm/W • CRI >75 •
- (\*) Rated Life 50,000 Hrs. (L<sub>70</sub> B<sub>50</sub>) at T<sub>A</sub> 25°C Max. • CCT 5500K (55K) or 3000K (30K) ±10% •



Smart LED Lighting

# Compact 30W Cluster LED Lamp



Size / Dimensions  
 L = 7" MOL (E26)  
 L = 7 3/8" MOL (E39)  
 Ø = 2 3/4" Dia.

Model	Product	Power	Equivalent
CCL-30W12-xxK-E26	Cluster LED Bulb	30W	150W MH/HPS
Input Voltage	Power/Power Factor	Efficacy	Flux
120-277Vac ~50/60Hz	30W Max. P.F. ≈ 0.97	~165 lm/W	5,000 Lumen (CW) 4,700 Lumen (WW)
Color Rendering	Color Temperature	Beam Angle	Life
CRI ÷ 75~80	30K ÷ CCT 3,000K ±10% 55K ÷ CCT 5,500K ±10%	360°	5-Years / 50,000 Hours (L <sub>70</sub> B <sub>50</sub> ) T <sub>[A]</sub> 25°C Max.